

RE81 TEMPERATURE CONTROLLER

FEATURES:

- IP65** Auto tuning
- PD14 compatible** LPConfig compatible
- SMART PID** ON/OFF control
- Password protection

INPUTS:

-
-

OUTPUTS:

- SSR output**
-

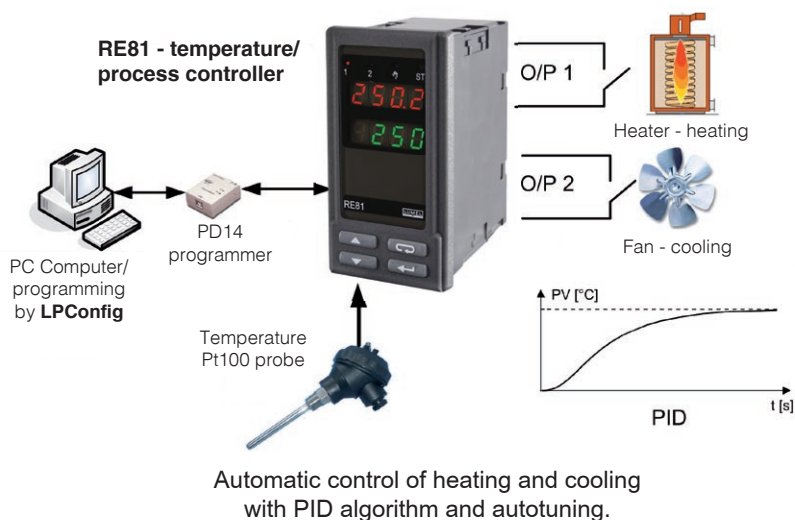
GALVANIC ISOLATION:

-
-
-
- PD14 interface**



- Control acc. to the PID, ON-OFF, heating/cooling algorithms or step-by-step control.
- Co-operates directly with resistance thermometers (RTD) or thermocouple sensors (TC).
- Automatic selection of PID parameters.
- 2 configurable outputs.
- Controller configuration by means of the free delivered LPConfig program.
- Error signaling by means of messages.
- Manual control mode.
- Frontal protection grade ensured by the casing: IP65.

EXAMPLE OF APPLICATION



INPUTS

Sensor type	Range [°C]	Basic error [°C]	Remarks	Additional error	
Resistance thermometer (acc. to EN 60751), measuring current 0.25mA					
Pt100*)	-50..100	±0.8	Resistance of the sensor line < 10 Ω; one must connect with wires of the same section and length	Additional errors in rated operating conditions caused by: <ul style="list-style-type: none"> • compensation of reference junction temperature changes ≤ 2°C • line resistance change of the RTD sensor ≤ 50% of the basic error value/10K • change of the ambient temperature ≤ 100% of the basic error/10K 	
	0..250	±1.3			
	0..600	±3.0			
Thermocouple of J type (acc. to PN-EN 60584-1)					
Fe-CuNi	0..250	±2.0			
	0..600	±3.0			
	0..900	±4.0			
Thermocouple of K type (acc. to PN-EN 60584-1)					
NiCr-NiAl	0..600	±3.0			
	0..900	±4.0			
	0..1300	±6.0			
Thermocouple of S type (acc. to PN-EN 60584-1)					
PtRh10-Pt	0..1600	±8.0			

OUTPUTS

Output kind	Properties
voltageless relay	switching contact, overload capacity: 5A/230V
binary voltage	voltage 6V, without isolation from the sensor side

PARAMETERS OF WORK

Detection of error in the measurement circuit:	thermocouple, Pt100	overflow of measuring range
Way of output operation	reverse: for heating	direct: for cooling
Signalling:	active output, auto-tuning, manual control	

Export department:
+48 68 45 75 139/ 305/
321/ 368
Fax: +48 68 32 54 091
e-mail: export@lumel.com.pl

„LUMEL” S.A.
ul. Słubicka 1
65-127 Zielona Góra
POLAND
WWW.LUMEL.COM.PL

EXTERNAL FEATURES

Weight	< 0.25 kg	
Dimensions	48 x 96 x 93 mm	
Protection grade (acc. to EN 60529)	ensured by the housing: IP65	from the terminal side: IP20

RATED OPERATING CONDITIONS

Supply voltage	230 V a.c. ± 10%, 50/60Hz	power consumption: < 4 VA
Temperature	ambient: 0...23...50°C	storage: -20...70°C
Relative humidity	≤ 85%	condensation inadmissible
Operating position	any	
Preheating time	30 min	
Averaging time	≥ 0.33 s	

SAFETY AND COMPATIBILITY REQUIREMENTS

Electromagnetic compatibility	Noise immunity	acc. to EN 61000-6-2
	Noise emissions	acc. to EN 61000-6-4
Isolation between circuits	basic	acc. to EN 61010-1
Pollution grade	2	
Installation category	III	
Maximal phase-to-earth operating voltage	for the supply circuit, outputs: 300 V	
	for input circuits: 50 V	
Altitude above sea level	< 2000 m	

SEE ALSO:



N25T meter for measurement of temperature from resistance thermometers and thermocouples sensors.



Look at our offer of different controllers on our website.

CONNECTION DIAGRAMS

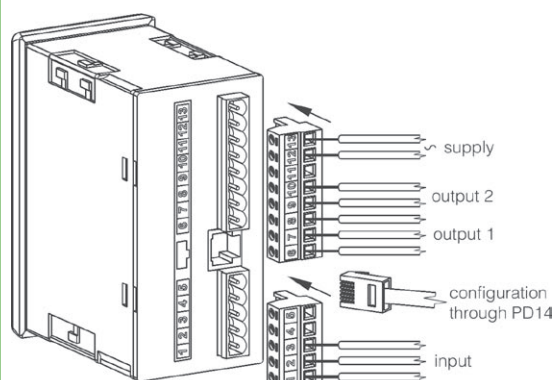


Fig. 1 View of the controller connection strips

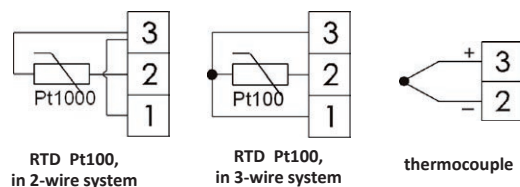


Fig. 2. Connections of input signals

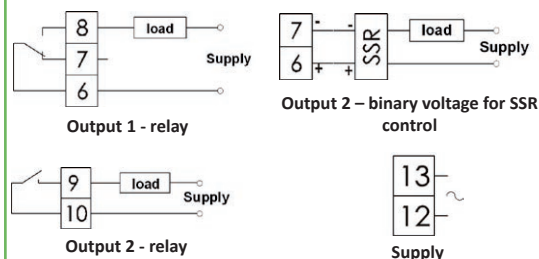


Fig. 3. Supply and load circuit connections

ORDERING

ORDERING CODES:

RE81 -	XX	X	X	X	X
Input signal:					
RTD Pt100 (-50...100°C)	01				
RTD Pt100 (0...250°C)	02				
RTD Pt100 (0...600°C)	03				
Thermocouple J (Fe-CuNi)(0...250°C)	04				
Thermocouple J (Fe-CuNi)(0...600°C)	05				
Thermocouple J (Fe-CuNi)(0...900°C)	06				
Thermocouple K (NiCr-NiAl)(0...600°C)	07				
Thermocouple K (NiCr-NiAl)(0...900°C)	08				
Thermocouple K (NiCr-NiAl)(0...1300°C)	09				
Thermocouple S (PtRh10-Pt)(0...1600°C)	10				
Output*:					
relay		1			
binary 0/6 V for SSR control		2			
Version:					
standard				00	
custom-made**				XX	
Language:					
Polish					P
English					E
other**					X
Acceptance tests:					
without extra requirements					0
with a extra quality inspection certificate					1
acc. to customer's request**					X

* - second output - relay
** - after agreeing with the manufacturer

Order example:

The code **RE81 - 06 2 00 E 0** means:
RE81 - temperature controller of RE81 type
06 - input: TC J, (0...900°C)
2 - output: binary 0/6 V for SSR control
00 - standard version
E - English language
0 - without extra requirements



For more information about LUMEL's products please visit our website: www.lumel.com.pl

Export department:
 +48 68 45 75 139/ 305/
 321/ 368
Fax: +48 68 32 54 091
e-mail: export@lumel.com.pl

„LUMEL” S.A.
 ul. Słubicka 1
 65-127 Zielona Góra
 POLAND
WWW.LUMEL.COM.PL